

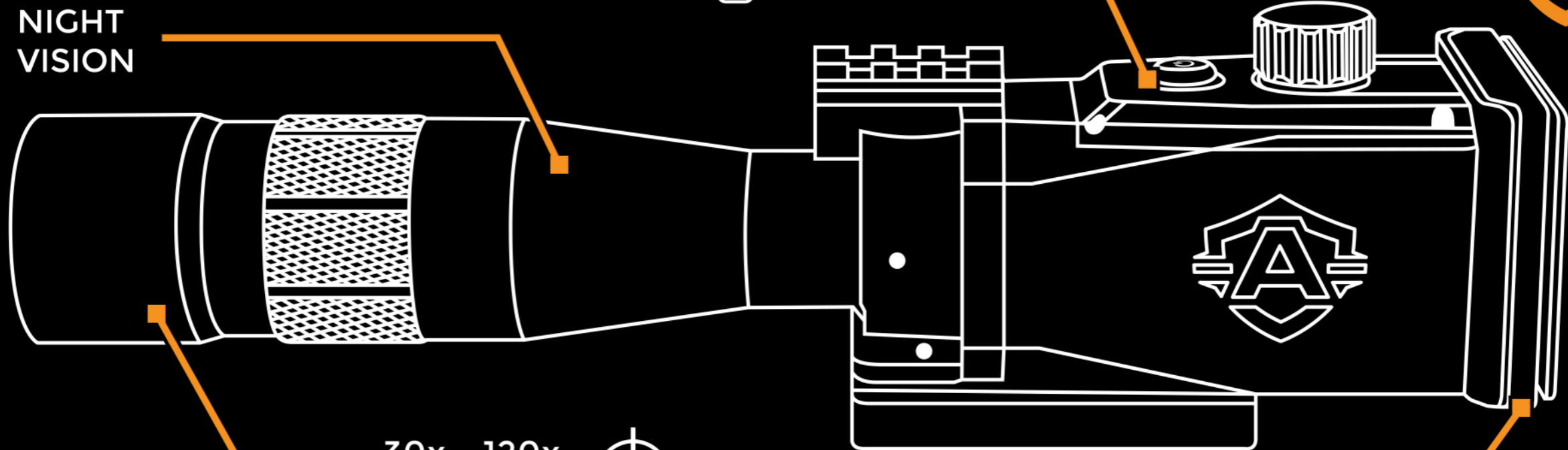
# Quick Start Guide



NIGHT  
VISION



4+ HRS  
BATTERY LIFE



30x - 120x  
MAGNIFY



HD  
VIDEO

# OMNIS



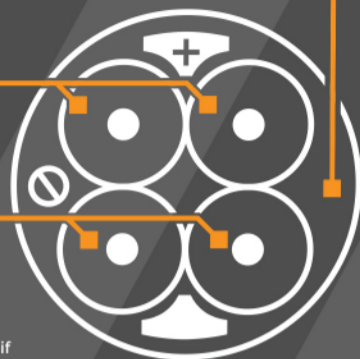
## Quick Start Guide

### Battery

Positive Facing out

Negative Facing out

Must line up



Inside OMNIS



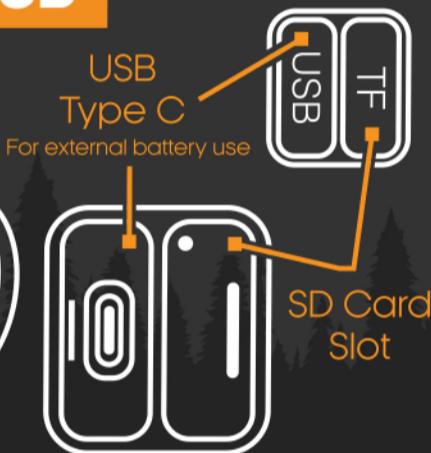
Inside Cap

**DO NOT FORCE**  
Cap may be damaged if forced onto unit

### Focus/ SD and USB



Focus Adjustment



USB Type C  
For external battery use

SD Card Slot

### Buttons

#### POWER

Hold for 5 Seconds to power on

Hold for 3 Seconds to power off

#### PHOTO/VIDEO

Single Tap for Photo  
Double Tap For Video

#### Menu

Hold for 2 Seconds to open menu

Spin Wheel to navigate menu

### Menu Guide



#### RETICLES

Remove or change your reticle to your liking



#### Library

See your photos and videos



#### Day/Night

Change your infrared settings for day or night observations



#### Sleep Mode

Use Sleep Mode to keep your OMNIS active and save battery life



#### Settings

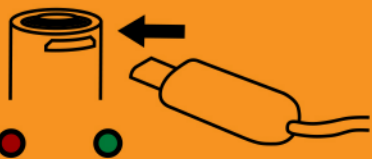
Change your settings and set your own preferences



#### Range Finding Bracket

Use your OMNIS to spot your distances

Batteries must be charged separately from unit



CHARGING READY