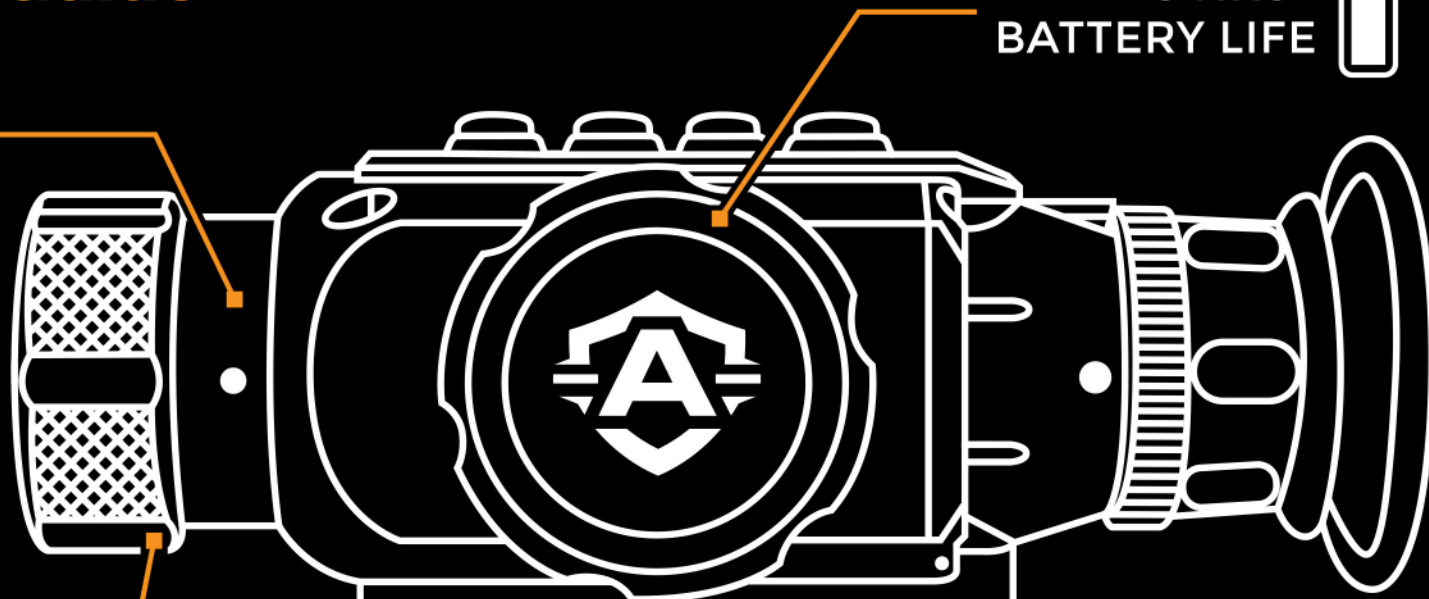


# Quick Start Guide



HEAT TRACKER

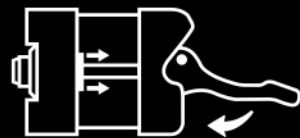
3 HRS+  
BATTERY LIFE



4x  
MAGNIFY



QUICK DETACH  
MOUNTS



# INCENDIS



## Quick Start Guide

### Battery

Positive Facing out

Negative Facing out

DO NOT FORCE  
Cap may be damaged if forced onto unit

Inside INCENDIS

Inside Cap

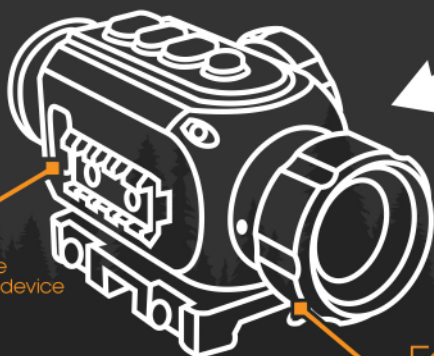
Must line up

### Focus/ SD and USB



USB Type C

For external battery use and external recording device



Focus Adjustment

### Buttons

#### Down-Arrow

Navigate the menu and tap to Change Color

#### Menu

Hold to access Menu and Tap to cycle preset Contrasts

#### Up-Arrow

Navigate the menu and tap to zoom

#### POWER

Hold for 5 seconds to power on

Hold for 5 seconds to power off



if power button is released while there are less than 5 red squares the INCENDIS will go into sleep mode but will **NOT** be powered off tap the power again to turn it back on from sleep mode

### Menu Guide



Exit



Reticle Adjustment



Reticle On/Off



Screen Adjustment



Cursor Position



Picture Brightness



Picture Contrast



Factory Reset



Auto Power-off



Auto Sleep



Hotpoint Track



Video Output




Calibration



Screen Brightness

Batteries must be charged separately from unit



CHARGING READY